


## TOP 200 BANKS IN CEE – 2018 EDITION

SAMPLE

August 2018  
by Inteliace Research



# Table of contents

## 1. CEE-15 Banking Markets

Slide 1: Report coverage: Number of large banks by country, 2017

Slide 2: CEE banking markets: size vs. growth matrix, 2015-2017

Slide 3: Bank assets per capita, bank assets per GDP, 2017

Slide 4: Changes in bank assets by country, 2016-2017

Slide 5: Top 10 banking groups in CEE, 2017

Slide 6: CEE-15 and Top 200 assets evolution 2012-2017

Slide 7: Profitability of Top CEE banks, 2017: ROA, ROE

## 2. List of 200 major banks in CEE-15 as of 2017

Slide 8: Top 200 - League table: Banks 1-25

Slide 9: Top 200 - League table: Banks 26-50

Slide 10: Top 200 - League table: Banks 51-75

Slide 11: Top 200 - League table: Banks 76-100

Slide 12: Top 200 - League table: Banks 101-125

Slide 13: Top 200 - League table: Banks 126-150

Slide 14: Top 200 - League table: Banks 151-175

Slide 15: Top 200 - League table: Banks 176-200

### Note on methodology

**SAMPLE**

# Agenda

- **CEE-15 Banking Markets**
- TOP 200 CEE banks – league table

# Over the half of TOP200 CEE banks come from 4 major CEE markets: Poland, Czech Republic, Hungary and Romania

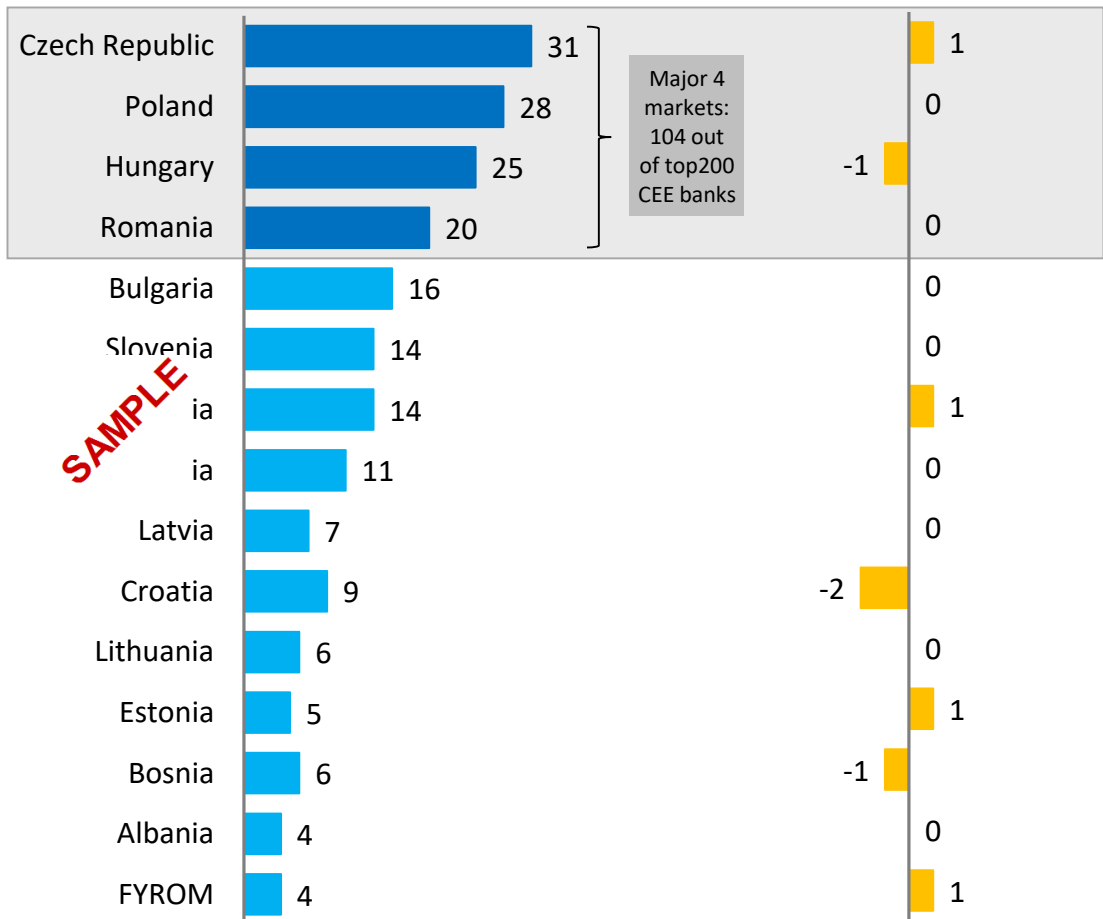
## TOP 200 banks in CEE 15 - number of banks by country\*

### Report Coverage



### Number as of 2017

### Change 2017/2016



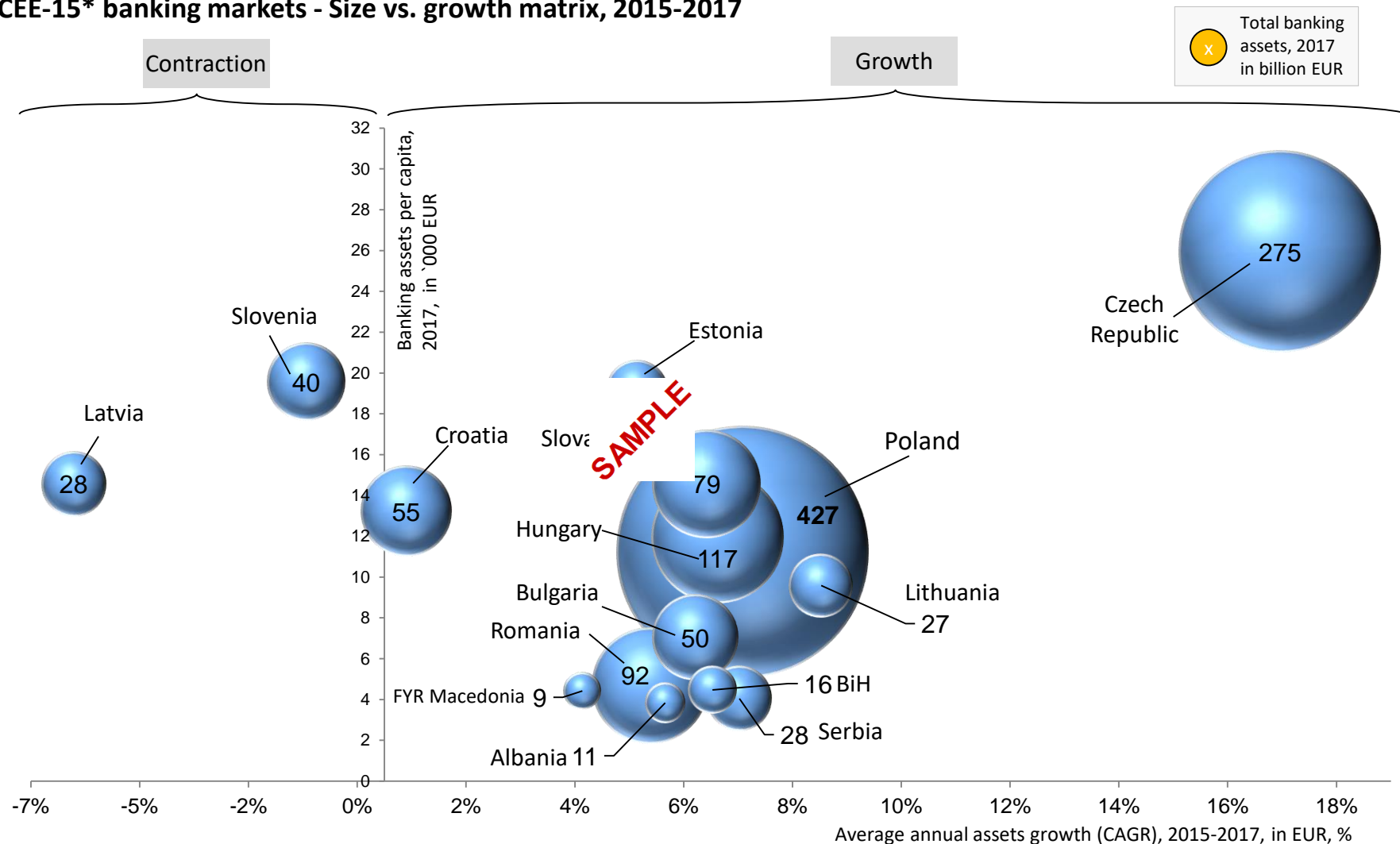
\* Top 200 qualifying condition: Assets worth EUR 687 million as of 2016 and EUR 646 million as of 2016

\*\* Montenegro and Kosovo not included due to small market size

Source: Banks, Inteliace Research

# Banking markets in the CEE-15\* – size vs. growth

CEE-15\* banking markets - Size vs. growth matrix, 2015-2017

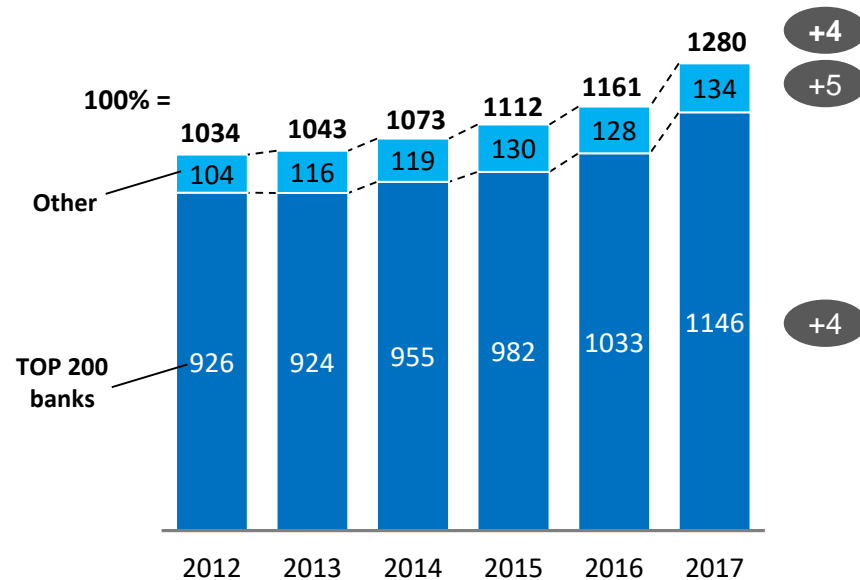


\* CEE-15: Poland, Hungary, Czech Republic, Slovakia, Slovenia, Croatia, BiH, Serbia, Macedonia, Albania, Romania, Bulgaria, Lithuania, Latvia, Estonia.  
Source: Central banks, National supervision authorities, IMF, Inteliace Research

# The growth in CEE-15 banking assets has accelerated recently

**CEE-15 bank assets, 2012-2017**  
EUR billion, percent

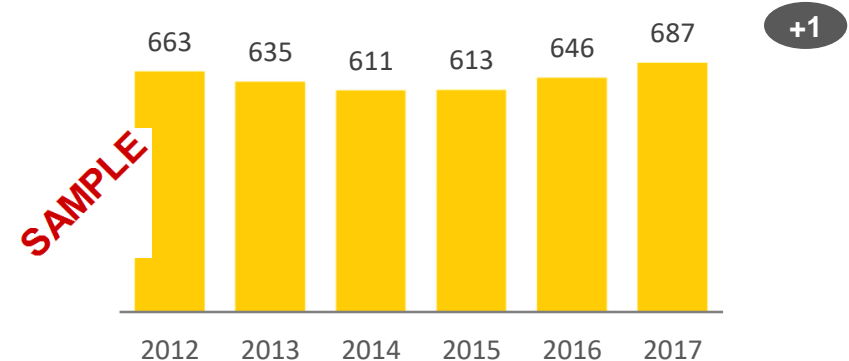
**CAGR**  
**12-17**



TOP200 banks asset's growth is accelerating

**TOP 200 CEE qualifying level - assets**  
of bank #200 in CEE-15 , in EUR million

**CAGR**  
**12-17**

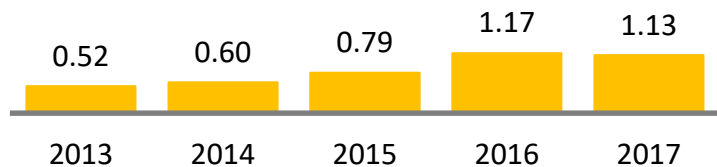


TOP200 league qualifying level is increasing again

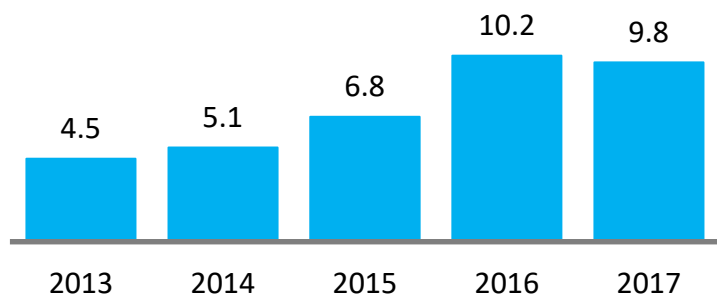
TOP 200 BANKS IN CEE: 2018 EDITION

# Profitability of Top CEE banks decreased slightly in 2017

**Top 200 - average weighted ROA\***  
2013-2017, in percent

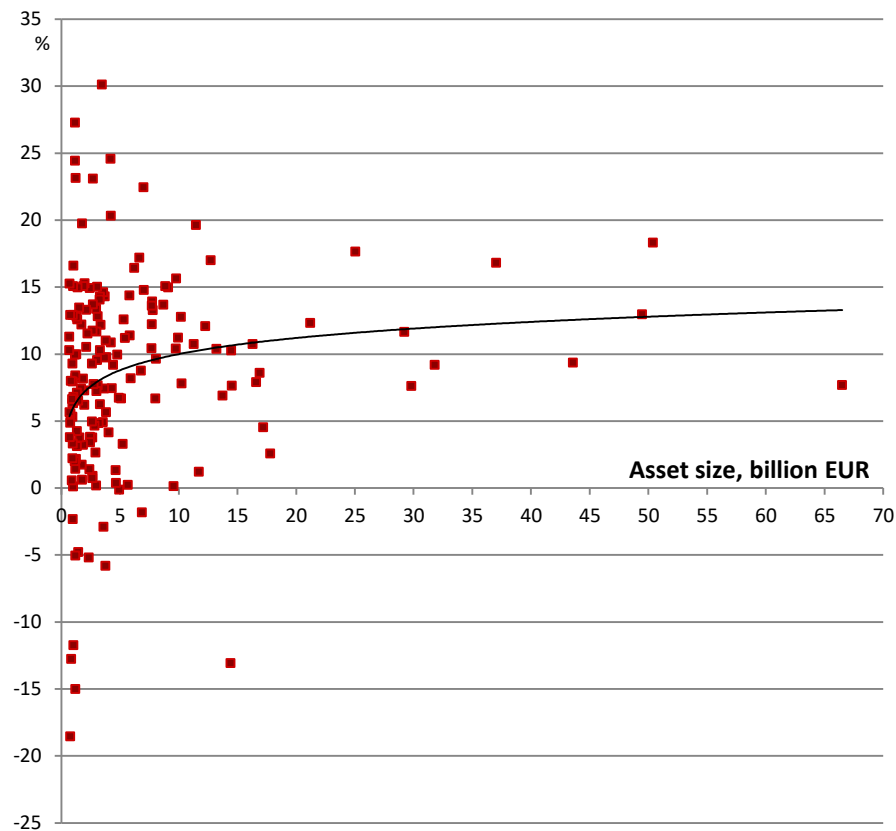


**Top 200 - average weighted ROE\***  
2013-2017, in percent



**SAMPLE**

**ROE\* distribution vs. asset size for top CEE banks, as of 2017**  
in percent



TOP 200 BANKS IN CEE, 2018 EDITION

\* ROE – Return on equity, ROA – Return on assets; Weighted average for 171 of top 200 banks as of 2017; Excluding foreign bank branches (equity not available) or banks with missing profit data  
Source: Inteliace Research

## Notes on methodology

### FX rates:

- All values presented in this report have been converted from local currency into Euro using end of year exchange rates.
- Exchange rates used in this report: (LCU per 1 EUR)**

Country	Currency symbol	2015 eoy	2016 eoy	2017 eoy
Albania	ALL	137.3	135.2	132.95
Bosnia	BAM	1.956	1.956	1.956
Bulgaria	BGN	1.956	1.956	1.956
Croatia	HRK	7.64	7.56	7.44
Czech Republic	CZK	27.0	27.0	25.5
Estonia	EUR	1.00	1.00	1.00
Hungary	HUF	316.0	309.8	310.3
Latvia	EUR	1.00	1.00	
Lithuania	EUR	1.00	1.00	
Macedonia	MKD	61.6	61.5	
Poland	PLN	4.26	4.42	
Romania	RON	4.52	4.54	4.66
Serbia	CSD	121.6	123.5	118.5
Slovak Republic	EUR	1.00	1.00	1.00
Slovenia	EUR	1.00	1.00	1.00

Source: Central banks

### Data precision and comparability with previous versions:

- Wherever possible unconsolidated financials have been presented in this report. In case unconsolidated figures were not available, consolidated values have been used and this fact has been marked.
- In few cases the historical values (year-1 assets) have been revised/corrected due to banks revising their historical results.



# About the report and its authors

## About this report

---

This report has been prepared using Inteliace Research proprietary research and publicly available sources, including: financial reports, press publications, industry magazines, directories, financial databases and expert opinions.

Views presented in this report reflect solely the independent and unbiased opinion of Inteliace Research and authors.

All due care has been taken in the production of this report. However, Inteliace Research does not accept any responsibility or liability for any omissions or inaccuracies of the information contained in this publication.

This report is copyrighted. Any distribution, storage, replication and usage is restricted to Inteliace Research clients only. In case of any doubt please contact us at: [info @ inteliace.com](mailto:info@inteliace.com)

## About Inteliace Research

---

Inteliace Research is an independent and privately owned research firm based in the heart of Eastern Europe in Warsaw / Poland.

Our company specializes in value-added research services and tailored business intelligence solutions.

Through our customized research services we help our clients to better understand their customers, competitors and overall market dynamics.

The lead researcher and founder of Inteliace Research is Marcin Mazurek.

Our contact details:

**Inteliace Research**

Foksal 17B / 31, 00-372 Warszawa, Poland

Tel. +48 22 408 66 20, Tel. +48 502 512 178

Fax. +48 22 349 21 40

mail: [info @ inteliace.com](mailto:info@inteliace.com)

www: <http://www.inteliace.com/en/publications.html>

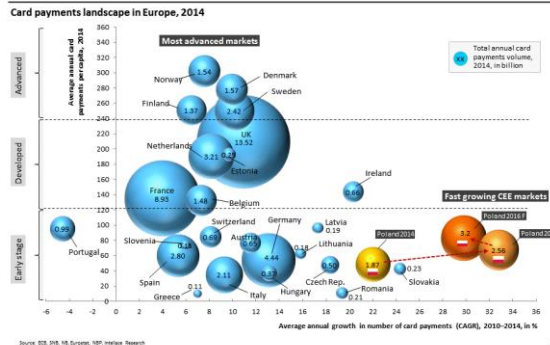
# Recent publications by Inteliace Research

Since no leading market standard has been set yet, banks bet on partnerships and develop own solutions at the same time

Key players in payment applications/wallets, 2016

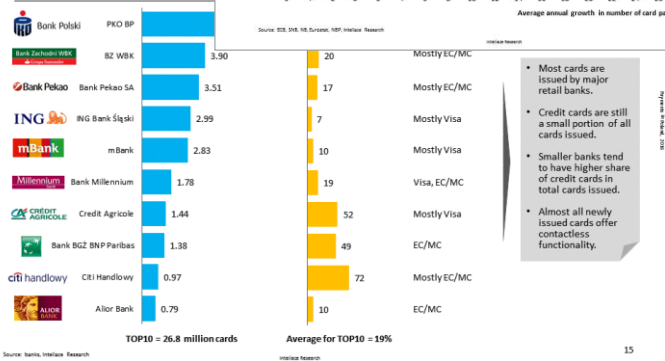
Bank	Number of retail accounts (ROA), As of Q3 2016 in million	Key payment applications (mobile, wallets, etc.)			
		HCE	NFC	Proprietary HCE	Other
Bank Polski PKO BP / Inteligo	6.8	✓	✓	✓	✓
Bank Pekao	3.8	✓	✓	✓	✓
mBank	3.2	✗	✓	✓	✓
BZ WBK	3.1	✓	✓	✓	✓
ING Bank Śląski	2.6	✗	✓	✓	✓
Bank Millennium	1.9	✓	✓	✓	✓
Alor Bank	1.4	✗	✓	✓	✓
Eurobank	1.4	✓	✓	✓	✓
Getin Noble Bank	1.0	✓	✓	✓	✓
Credit Agricole	1.0	✗	✓	✓	✓

The volume of card payments in Poland is expected to exceed 3 billion in 2016



PKO Bank Polski is by far the leader

Top card issuers in Poland, H1 2016, in million



## Recent Reports:

### 2018

- February - Mortgage Lending in Poland '18
- May - Bank outlets database '18
- May - Banking Market in Poland '18
- June - Insurance Market in Poland '18
- August - Top 200 CEE banks '18

### upcoming

- October - Investment Funds and Asset Mgmt. '18
- November - Payments in Poland '18

and many other ...

Visit <http://www.inteliace.com> for more details

# Index of banks mentioned in this report

AB SEB Bankas  
AB Šiaulių bankas  
AB Swedbank  
Abanka d.d.  
Addiko Bank AD Beograd  
Addiko Bank d.d.  
Addiko Bank d.d. (b)  
AIK banka a.d. Beograd  
Air Bank a.s.  
Aizkraukles banka  
Alior Bank S.A.  
Allianz Bank Bulgaria AD  
Alpha Bank România  
AS LHV Bank  
AS SEB Bank  
Banca Comercială Intesa Sanpaolo  
Banca Comercială Română  
Banca de Export-Import a României – Eximbank  
Banca Intesa a.d. Beograd  
Banca Românească  
Banca Transilvania  
Bancpost  
Bank BGŻ BNP Paribas S.A.  
Bank Handlowy w Warszawie S.A.  
Bank Millennium S.A.  
Bank Ochrony Środowiska S.A.  
Bank of China Limited Magyarországi Fióktelepe 1  
Bank of Tokyo-Mitsubishi UFJ S.A. (e)  
Bank Pekao S.A.  
Bank Pocztowy S.A.  
Banka Intesa Sanpaolo, Koper d.d.  
Banka Kombëtare Tregtare (c)  
Banka Poštanska štedionica a.d. Beograd  
Banka Sparkasse d.d.  
BGK S.A.  
BKS Bank AG Ljubljana branch (e)  
BNP PARIBAS Magyarországi (e)  
BPS S.A.  
BRD Groupe Société Générale  
BUDAPEST Hitel- és Fejlesztési Bank Zrt.  
Bulgarian Development Bank  
BZ WBK S.A.  
CEC Bank  
Central Cooperative Bank AD  
Česká exportní banka a.s.  
Česká spořitelna a.s.  
Českomoravská stavební spořitelna a.s.  
Českomoravská záruční a rozvojová banka a.s.  
Československá obchodná banka a.s.  
Československá obchodní banka a.s.  
CIB Bank Zrt.  
CIBANK JSC  
Citadele banka  
Citibank Europe  
Citibank Europe plc o.složka (e)  
Citibank Europe plc. Magyarországi (e)  
COMMERZBANK AG Prague Branch  
Commerzbank Zrt.  
Credins Bank (c)  
Crédit Agricole Bank Polska S.A.  
Crédit Agricole banka Srbija a.d. Novi Sad  
Credit Europe Bank România  
Danske Bank A/S Eesti filiaal  
Danske Bank A/S, Lietuvos filialas (e)  
Delavska hranilnica d.d., Ljubljana

Deutsche Bank AG Filiale Prag  
Deutsche Bank Polska S.A. (c)  
Deželna banka Slovenije d.d.  
DnB Bank Polska S.A.  
DSK Bank EAD  
Equa bank a.s.  
Erste & Steiermärkische Bank d.d. (b)  
Erste Bank a.d. Novi Sad  
ERSTE BANK HUNGARY Zrt.  
Euro Bank S.A.  
Eurobank a.d. Beograd  
Eurobank Bulgaria AD  
Expobank CZ a.s.  
FHB Jelzalogbank Nyrt.  
FHB Kereskedelmi Bank Zrt.  
FIO banka a.s.  
First Investment Bank AD  
Fundamenta-Lakáskassza Zrt. (e)  
Garanti Bank  
Getin Noble Bank S.A.  
Gorenska Banka d.d.  
GRANIT Bank Zrt.  
Halk Banka AD, Skopje  
Hrvatska Poštanska Banka d.d. (b)  
HSBC Bank plc - pobočka Praha  
HSBC Bank Polska SA (e)  
Hypotečni banka a.s.  
Idea Bank S.A.  
ING Bank N.V.  
ING Bank N.V. Magyarországi Fióktelepe  
ING Bank N.V. Prague  
ING Bank Śląski S.A.  
International Asset Bank AD  
Intesa Sanpaolo (Veneto Banca)  
Intesa Sanpaolo Banka, d.d. BiH  
Intesasanpaolo Bank Albania (c)  
Investbank AD  
J&T BANKA a.s.  
J&T BANKA a.s.  
Kereskedelmi és Hitelbank Zrt.  
Komerčialna banka a.d. Beograd  
Komerčialna banka AD Skopje  
Komerčni banka a.s.  
Komerčni banka Bratislava branch  
Libra Internet Bank  
Luminor Bank  
Luminor Bank AB  
Luminor Bank AS  
Magyar Export-Import Bank Zrt.  
Magyar Takarékszövetkezeti Bank Zrt.  
mBank Hipoteczny S.A.  
mBank S.A.  
mBank S.A., organizacijska složka  
Merkantil Bank Zrt.  
MFB Magyar Fejlesztési Bank Zrt.  
MKB Bank Zrt.  
Modrá pyramida stavební spořitelna a.s.  
MONETA Money Bank a.s.  
Municipal Bank AD  
Nest Bank S.A. (FM Bank PBP)  
NLB Banka AD, Skopje  
NORVIK BANKA  
Nova Banka a.d. Banja Luka  
Nova KBM d.d.  
Nova Ljubljanska banka d.d.  
Oberbank AG pobočka Česká republika

OP Corporate Bank plc Lietuvos filialas (e)  
OTP Bank Nyrt.  
OTP Bank România  
OTP Banka Hrvatska d.d. (b)  
OTP Banka Slovensko a.s.  
OTP Jelzalogbank Zrt.  
OTP Lakástakaréképzőtár Zrt.  
Patria Bank (Carpatica)  
Piraeus Bank Bulgaria AD  
Piraeus Bank România  
PKO Bank Hipoteczny S.A.  
PKO Bank Polski S.A.  
Poštová banka a.s.  
Poštová banka a.s. pobočka Česká republika  
PPF banka a.s.  
Prima banka Slovensko, a.s.  
Privredna Banka Zagreb d.d. (b)  
Procredit Bank (Bulgaria) EAD  
ProCredit Bank a.d. Beograd  
Prvá stavebná sporiteľňa a.s.  
Raiffeisen Bank Albania (c)  
Raiffeisen BANK d.d. BiH  
Raiffeisen Bank Polska S.A.  
Raiffeisen Bank România  
Raiffeisen Bank Zrt.  
Raiffeisen banka a.d. Beograd  
Raiffeisen stavební spořitelna a.s.  
Raiffeisenbank (Bulgaria) EAD  
Raiffeisenbank a.s.  
Raiffeisenbank Austria d.d. (b)  
Rietumu Banka  
Santander Consumer Bank S.A.  
Sberbank banka d.d.  
Sberbank CZ, a.s.  
Sberbank d.d. (b)  
Sberbank Magyarországi Zrt.  
Sberbanka Srbija A.D.  
SEB banka  
SGB-Bank S.A.  
SID banka d.d. Ljubljana  
SKB banka d.d.  
Slovenská sporiteľňa a.s.  
Société Générale banka Srbija A.D.  
Societe Generale Expressbank AD  
Sparkasse Bank dd  
Splitska Banka d.d.(b)  
Stavební spořitelna České spořitelny a.s.  
Stopanska banka AD, Skopje  
Swedbank  
Swedbank AS  
Tatra banka a.s.  
UniCredit Bank  
UniCredit Bank CZ & SK, a.s. (e)  
UniCredit Bank CZ & SK, a.s. Pobočka (e)  
UniCredit Bank d.d. Mostar  
UniCredit Bank Hungary Zrt.  
UniCredit Bank Srbija a.d. Beograd  
UniCredit Banka d.d.  
UniCredit Banka a.d. Banja Luka  
UniCredit Bulbank AD  
UniCredit Jelzalogbank Zrt.  
United Bulgarian Bank AD  
Vojskovačka banka a.d. Novi Sad  
Všeobecná úverová banka a.s.  
Všeobecná úverová banka a.s. pobočka Praha  
VW Bank Polska S.A.  
Wüstenrot – stavební spořitelna a.s.  
Wüstenrot hypoteční banka a.s.  
Zagrebačka Banka d.d. (b)

# ORDER FORM / ZAMÓWIENIE



We order the following report: / Zamawiamy następujący raport:

## TOP 200 BANKS IN CEE – 2018 EDITION

### Order Details/Szczegóły dotyczące przedmiotu zamówienia / :

Publication date / Data publikacji : August 2018

Number of pages / Liczba stron : 18

Language / Język/: Angielski / English

Content / Zawartość: Top 200 CEE banks league table as of 12/2017 [ranking na 12/2017]

Delivery / Sposób dostarczenia/ : (.pdf file via email or recorded on a CD-R)

Price/Cena: (please mark the appropriate)

- 280 EUR [customers from outside Poland]\*  
lub / or  
 1200 PLN + 22% VAT\*

### Client Details / Dane Zamawiającego na potrzeby wystawienia faktury/

Company name / Nazwa firmy/	
Name / Osoba zamawiająca	
Address / Adres	
Address 2 / Adres c.d.	
City & ZIP / Miasto i Kod pocztowy	
Country / Państwo	
Phone /Telefon kontaktowy	
Email / Adres email	
VAT TAX Id number / Numer NIP	

### Our address:

Inteliace Research  
Foksal 17 b / 31  
00-372 Warszawa, POLAND  
Tel. +48 22 408 66 20  
Tel. /mob./ +48 502 512 178  
Fax: +48 22 349 21 40  
email: [info@inteliace.com](mailto:info@inteliace.com)  
website: [www.inteliace.com](http://www.inteliace.com)  
NIP: 1230807095  
REGON: 140235909

\* VAT is not charged to clients from outside Poland, if VAT tax Id has been provided. / Podatek VAT (22%) może nie być naliczany w przypadku klientów posiadających siedzibę poza terytorium Polski

Date and place / Data i Miejsce

Authorized signature confirming the order / Podpis osoby upoważnionej, potwierdzający złożenie zamówienia

Please return signed form to fax or email to: FAX: +48 22 349 2140 or scan and EMAIL to: [info@inteliace.com](mailto:info@inteliace.com)

Prosimy odesłać wypełniony formularz na nasz numer fax: (22) 349 21 40 lub email: [info@inteliace.com](mailto:info@inteliace.com)